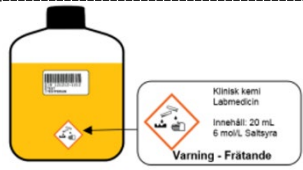




24 h daily collection of urine with hydrochloric acid


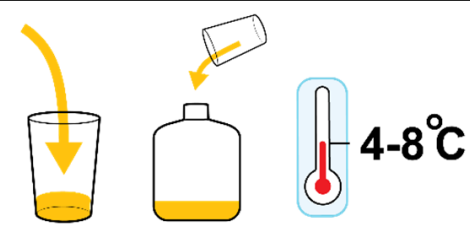



General information

If you use the toilet and forget to collect, tap out or spill, the urine collection must be repeated from the beginning. Make sure that the lid of the container is screwed on tightly. The urine container given to you by your healthcare provider contains hydrochloric acid.



Important!
Containers marked with this label contain corrosive liquid!
Do not urinate directly into the container!
Wash your hands after filling the container.

Here's how you do it:

	<p>Urinate in the toilet before starting urine collection, and make a note of the time.</p>
	<p>Next time you need to use the toilet: Urinate in an unused vessel, such as a glass or plastic cup. Then carefully pour the urine into the plastic container. REMEMBER! Do not use a paper cup. Keep the container in a cool place during collection.</p>
	<p>Urinate one last time the next day at the same time you started (24 hours later). Then stop the urine collection. Keep the container in a cool place until submission.</p>
	<p>Attach a barcode label or a label with your personal identity number and name on the plastic container.</p>
	<p>Take the plastic container to your healthcare centre or sample collection unit. Bring your ID with you.</p>



NOTE! This container holds corrosive acid (Hydrochloric acid 6 mol/L)

Follow this procedure in the event of contact with the contents:

On your skin:

- Remove any clothing that has been splashed with the contents.
- Rinse your skin with plenty of water and/or shower.
- If skin irritation persists, consult a doctor.

In your eyes:

- Rinse immediately with water for several minutes. Remove any contact lenses if you can do so easily. Continue to rinse.
- Eye injuries should be treated immediately by a doctor.

In your mouth:

- Drink large amounts of water immediately.
- Do not induce vomiting, as there is a risk of serious injury.
- Contact your doctor.

In the event of inhalation:

- Breathe fresh air after inhaling any vapour from the acid.

Take this information with you when contacting medical services as a result of acid burns.

In case of splashes or spills on surfaces:

- Avoid direct contact with the acid.
- Collect spills with absorbent material (e.g. toilet paper).
- Rinse the paper with plenty of water before flushing it down the toilet or throwing it away.